

Pindad

Excava 200



- DEUTZ BF06M2012C 127 kW direct injection, water cooled, 4-cycle diesel engine guarantees high performance
- 380 bar hydraulic system supported by 2 variable displacement pumps + 1 gear pump
- Positive-control hydraulics system provides excellent reliability, outstanding control and high operation efficiency
- Comfortable cab has wide visibility and easy access to controls with monitor providing easy access to machine operation information

PT. PINDAD (PERSERO)

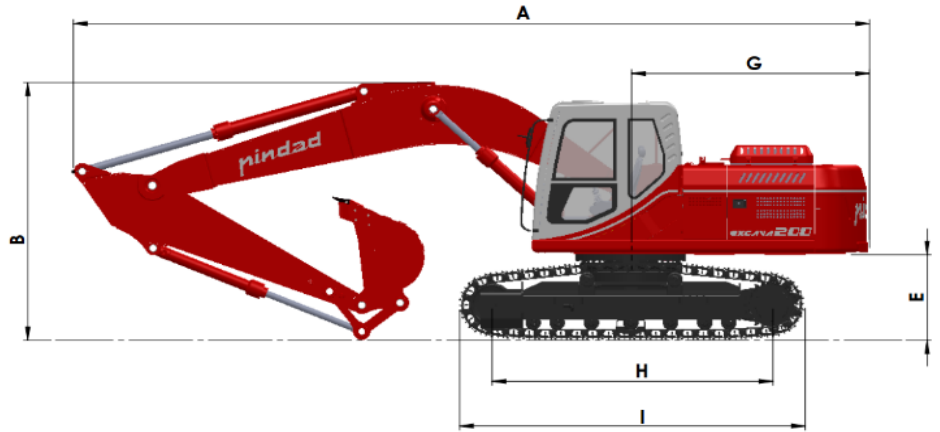
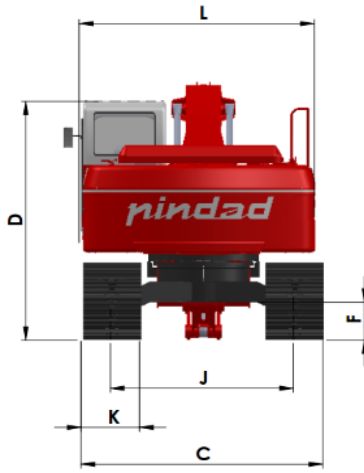
Jl. Jend. Gatot Subroto No. 517 Bandung 40284 - Indonesia

Telp.62-22-7301574

Fax. 62-22-7304293

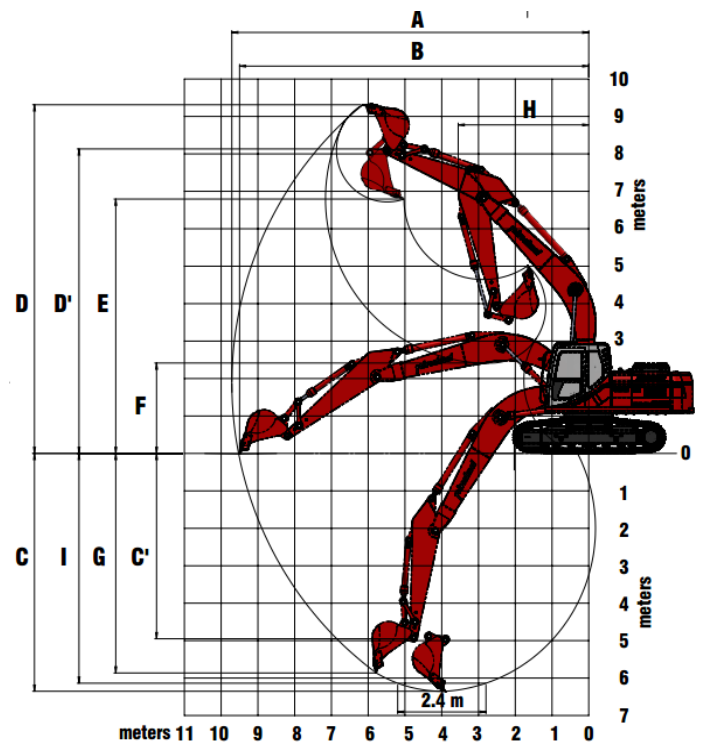
e-mail. info@pindad.com

www.pindad.com



DIMENSIONS		
Item	Description	Dimension (mm)
A	Overall Length	9542
B	Overall Height (to top of boom)	3193
C	Overall Width	2895
D	Overall Height (to top of cab)	2957
E	Ground clearance of Counter weight	1062
F	Ground clearance	471
G	Distance from center of swing to rear end	2851
H	Tumbler distance	3365
I	Overall length of crawler	4144
J	Track gauge	2195
K	Shoe width	700
L	Overall width of Upperstructure	2795

OPERATING RANGE



MACHINE PARAMETERS	
Weight	20 ton
Rated Power	127 kW
	2000 rpm
Engine Max Torque	610 Nm/1.400
Main Pump Flow	2 x 200 L/min
Working Pressure	380 bar
Trevel Speed	5.3 / 3.4 km/h
Max Bucket Digging Force	153 kN
Max Arm Digging Force	119 kN
Fuel Tank Capacity	440 L
Hydraulic Tank Capacity	230 L
Cooling System Capacity	15.2 L
Engne Oil Capacity	16 L

	RANGE	STANDARD (mm)
A	Max. digging reach	9709
B	Max. digging reach at ground level	9499
C	Max. digging depth	6352
D	Max. digging height	9313
E	Max. dumping clearance	6793
F	Min. dumping clearance	2414
G	Max. vertical wall digging depth	5863
H	Min. swing radius	3540
I	Horizontal digging stroke at ground level	5863
J	Bucket capacity	0.8 m ²